

# USER MANUAL

Reading carefully before using the machine




Thank you for choosing our products, you will have a pleasant experience.


# 1. Product description

---

Thank you for purchasing our essential oil aroma diffuser. We adopt cold diffusion technology, converting essential oil into micro fine vapour approximately 1-3 microns without using heat and water. Essential oil molecular structure is not damaged so as maintain its therapeutic properties for easy absorption into body. We will help to promote overall well-being, stress relieving and better sleep.



Product



Nozzle



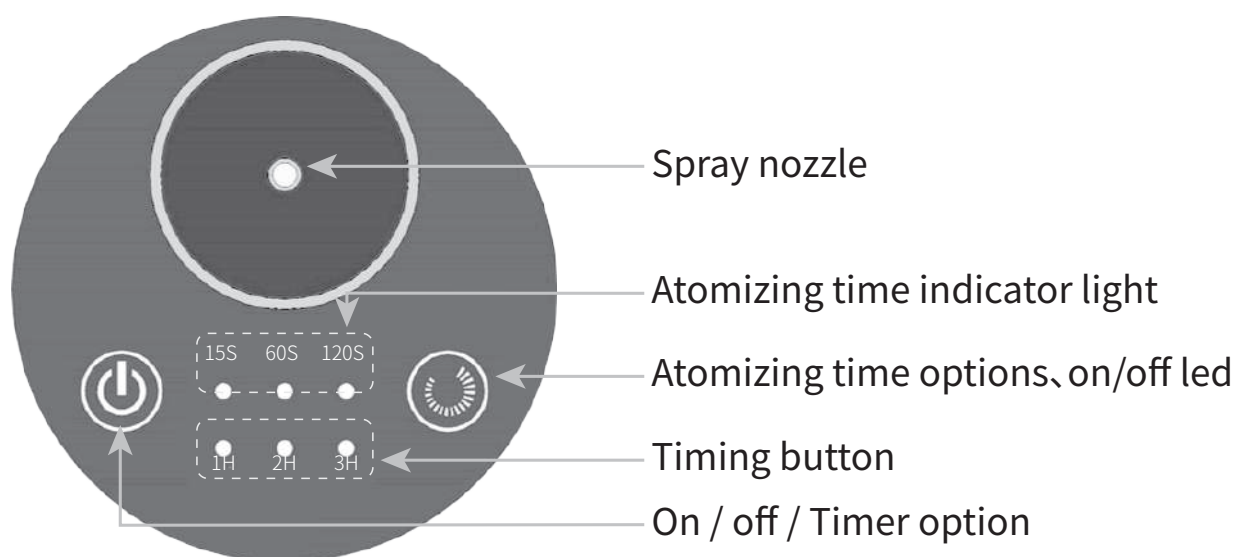
Accessories



straw

## 2. Operation instruction

Control panel have 3 intensity and 3 timer, different speed of aromatherapy to meet diverse needs of customer.



**Working mode is Continuous mode, timer 1H, 2H, 3H**

**There are 3 options for the atomizing:**

Low intensity: Atomize 15S and rest 165S, oil consumption 0.15ml/h

Medium intensity: Atomize 60S and rest 120S, oil consumption 0.6ml/h

High intensity: Atomize 120S and rest 60S, oil consumption 1.2ml/h

## Notes:

1. Max diffusion area can reach to 60-100m<sup>2</sup>
2. When fully charged, working time is 72H, 16H, 8H

Spray nozzle can be installed into diffuser body without attaching the essential oil bottle.

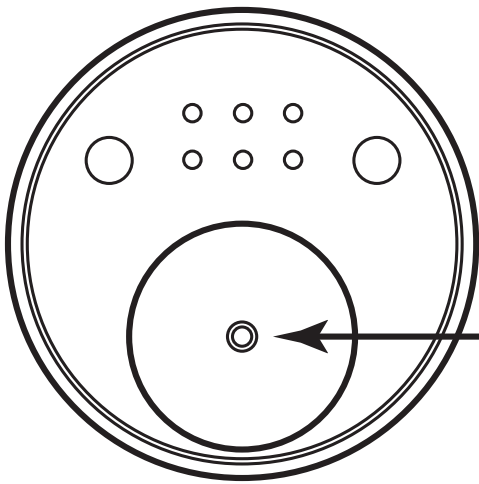
## Notes:

When first time on diffuser, if not work, can connect to 5V adapter, and then try turn on diffuser again.

## 3. Set up guide

---

It is very simple to use this machine, can suit to 5ml, 10ml, 15ml, 20ml essential oil bottle. You just follow the rest procedure:



1. Make sure diffuser off, please connect the silicon tip that is on the USB cable to the nozzle .



2. Please ensure the diffuser is powered, turn on the diffuser, and then bottle come out along with the silicon tip.

**Notes:**

When diffuser comes out. Please don't face to top of the machine. Should keep 30cm away from the diffuser. In case the bottle come too high damage your face or eyes.

## **Charging precautions:**

1. Use the charge of output voltage DC5V,PC computer USB interface, mobile charger with USB interface, or car charger with USB interface(please choose the certified charger from branded manufacturer)
2. When charging, the LED light on panel will flash, become solid blue fully charged.
3. Repeated charging and discharging of this product will result in decrease in battery efficiency over time, which is normal for rechargeable batteries.

## **Applications:**

1. KTV,bar, massage, hotel lobby, spa room, etc.
2. Company reception, meeting room. Office.
3. 4S shop, car showroom.inside car
4. Dining room, rest room, study room.

## 4. Technical specification

---

Technical specification:

Model: PR-27BN

Capacity: 5-20ml

Voltage: DC-5V

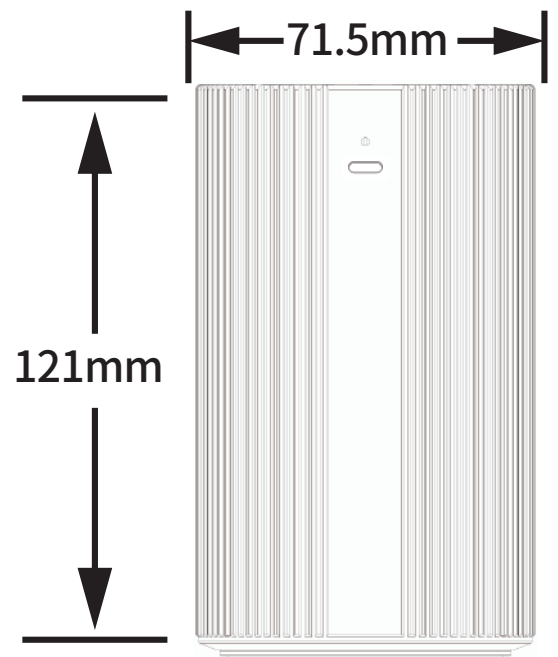
Power: 1.5W

Battery max standby: 72hours

Product size: 71.5mm\*121mm

Battery capacity: 2000mah

Product weight: 370g



The above data is experimental testing data. There will be tolerance if any changes.

## 5. FAQ

---

1. How long to fully charge the battery?

Reply:6 hours

2. What kind of oil does the diffuser need?

Reply: use botanical pure oil or high volatile oil without impurities.


3. When diffuser on, the mist will decrease till can't see by eyes.

Reply: It is normal. This diffuser has the function to adjust the mist particle to minimize oil output.



## 6. Safety rules


---



1. ❌



2. ❌



3. ✅

### Safety rules:

Don't overturn the diffuser or leave the diffuser on its side while oil is inside. This will cause the oil to be poured back into the air pump and will cause permanent damage to the diffuser.

1. Don't modify or disassemble this product, which will cause warranty to be void.
2. Don't use this product when temperature is too high or too low (10°C-40°C)
3. If you don't use it for long time. Please take out nozzle and diffuser separately to store.
4. Please turn off the power switch when changing oil.
5. Keep out of the reach of children and pets.